


# SBAC

# Reading the Results



understanding the test results  
&  
helping your child prepare



# What Tests They Took

## 2 English Language Arts Summative Assessments

- ❑ 1 Computer Adaptive Test (CAT) (multiple choice and constructed response)
- ❑ 1 Performance Task (PT) (set of questions centered on a theme or problem)

## 2 Math Summative Assessments

- ❑ 1 Computer Adaptive Test (CAT) (multiple choice and constructed response)
- ❑ 1 Performance Task (PT) (set of questions centered on a theme or problem)

## Science Assessments (CAST) (5th, 8th & High School)

- ❑ 5 segments

# Finding the Test Results in Aeries

Log into your Aeries Account. The link can be found on the [Southport Webpage](#) then [Aeries Portal](#)

Click on Test Scores >  
State Test Scores Report

## Matthew's 2019 CAASPP Score Report

FOR THE PARENT/GUARDIAN OF:  
**MATTHEW MARTIN**  
1234 MAIN STREET  
YOUR CITY, CA 12345

**Student #:** 9999199115  
**Date of Birth:** 04/01/2009  
**Grade:** 5  
**Test Date:** Spring 2019  
**School:** California Elementary School  
**LEA:** California Unified  
**CDS:** 17640300000000

### Statewide Assessments: Just One Measure of Matthew's Progress

California Assessment of Student Performance and Progress (CAASPP) results give one measure of how well students are mastering California's challenging academic standards. The skills called for by these standards—the ability to write clearly, think critically, and solve problems—are critical for preparing students for college and a 21st-century career.



#### Matthew's Overall English Language Arts/Literacy (ELA) Level for 2019

LEVEL  
**3** Standard Met

#### Matthew's Overall Mathematics Level for 2019

LEVEL  
**3** Standard Met

#### What do my child's scores mean?

There are four levels of scores for ELA and mathematics. "Standard Met" and "Standard Exceeded" are the state targets for all students.

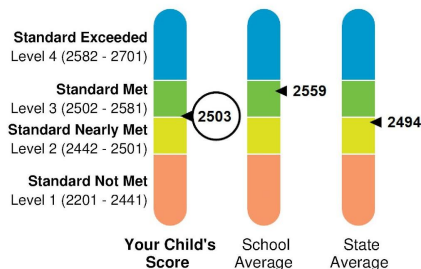
- Standard Exceeded** (Level 4)
- Standard Met** (Level 3)
- Standard Nearly Met** (Level 2)
- Standard Not Met** (Level 1)

Score ranges for each level are different for each grade, and the standards for the next grade are higher than for the previous grade. As a result, students may need a higher score to stay in the same level as the previous year.

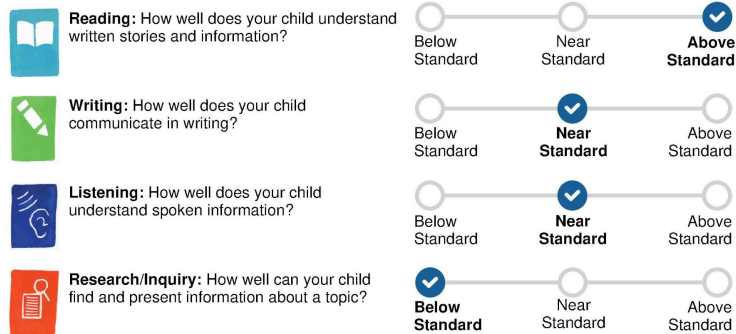
English Language Arts/Literacy (ELA)

**LEVEL 3**  
**Standard Met**

Matthew's score increased from last year, enough to reach a higher level. See page 4 of this report for Matthew's score history.



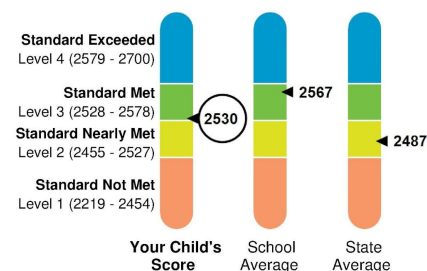
ELA Area Performance



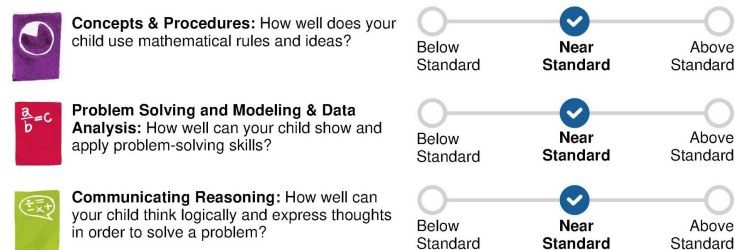
Mathematics

**LEVEL 3**  
**Standard Met**

Matthew's score increased from last year, enough to reach a higher level. See page 4 of this report for Matthew's score history.



Mathematics Area Performance



# How to Read the Results

## Resources

# Complete Results for Schools, Districts & the State

### Score History

#### English Language Arts/Literacy (ELA) Score History

##### Grade 3

Your child's score:



School Average: Not Available  
State Average: 2415

##### Grade 4

Your child's score:



School Average: Not Available  
State Average: 2464

##### Grade 5

Your child's score:



School Average: 2559  
State Average: 2494

#### Mathematics Score History

##### Grade 3

Your child's score:



School Average: Not Available  
State Average: 2428

##### Grade 4

Your child's score:



School Average: Not Available  
State Average: 2468

##### Grade 5

Your child's score:



School Average: 2567  
State Average: 2487

#### Parent/Guardian Resources

Visit the test score website at <https://ca.startingsmarter.org/> to:

- Understand your child's score report
- Check out sample test questions
- Find free resources to support your child's learning

Complete results for schools, districts, or the state are available on the CAASPP results website at <https://caaspp.cde.ca.gov/>.

# What's Next?

## Session 2 @ 6:00-6:30

Room 31 - Surviving Middle School Math

Room 32 - Phonics/High Frequency Word  
Games and Comprehension  
Strategies for TK-3rd grade

Room 33 - Middle School 101

Room 34 - Technology in WUSD Classrooms

Room 35 - Making Math Fun

Room 36 - Social Media Safety

Room 37 - Interpreting SBAC Scores

**Kevin Bracy**

**6:30-7:15**

**Cafeteria**

**Parenting A-Z**